MONTEREY COUNTY WORKFORCE DEVELOPMENT BOARD

December 2021
MONTEREY COUNTY LABOR MARKET SNAPSHOT
November 2021 Data

LABOR FORCE
217,100

EMPLOYED
205,100

UNEMPLOYED
12,000

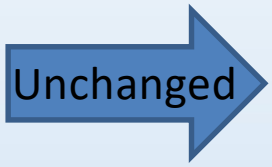

UNEMPLOYMENT
5.5%

Looking at Unemployment

The unemployment rate in the Monterey County was 5.5 percent (12,000 unemployed) in November 2021, unchanged from a revised 5.5 percent in October 2021, and below the year-ago estimate of 7.0 percent. This compares with an unadjusted unemployment rate of 5.4 percent for California and 3.9 percent for the nation during the same period.

Between October 2021 and November 2021, the Civilian Employment went down by 4,900 jobs for the month.

- **Farm was down by -8,600 jobs month to month.**
- **Local Government had a gain of 300 job increase over last month.**
- **Retail trade had a gain of 600 jobs.**
- **Leisure and Hospitality had a loss of -600 jobs**
- **Manufacturing up 100 jobs**

Between November 2020 and November 2021, civilian employment in the Salinas MSA, rose 13,600 jobs, a 7.1% gain over last year.

- **Farm had an increase over last year of 6,000 jobs.**
- **Leisure and Hospitality grew by 4,300 jobs a 23.4% increase.**
- **Professional and business services increased payrolls by 700 jobs.**
- **Health Care and Social Assistance up 300 jobs.**

MONTEREY COUNTY WORKFORCE DEVELOPMENT BOARD

December 2021
MONTEREY COUNTY LABOR MARKET SNAPSHOT
November 2021 Data

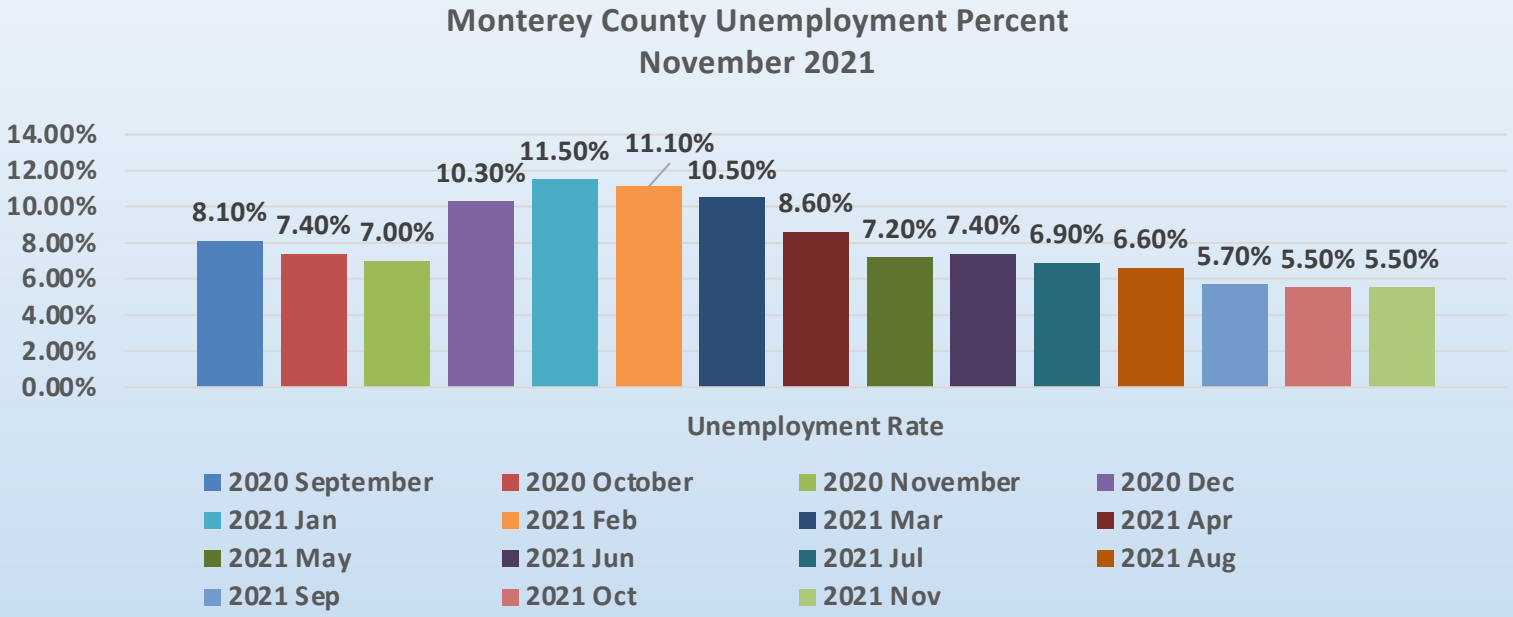

Area Name	Labor Force	Employment	Unemployed	% unemployed
Pajaro CDP	1,900	1,400	500	26.1%
Boronda CDP	900	700	200	21.4%
Soledad city	8,200	7,200	900	11.4%
Elkhorn CDP	800	700	100	9.8%
Castroville CDP	3,100	2,800	300	9.5%
Carmel Valley Village CDP	2,400	2,200	200	8.5%
Salinas city	77,900	72,900	5,000	6.5%
Del Monte Forest CDP	1,700	1,600	100	5.8%
Prunedale CDP	11,400	10,700	700	5.8%
Del Rey Oaks city	900	900	100	5.7%
Las Lomas CDP	1,800	1,700	100	4.8%
Greenfield city	8,200	7,800	400	4.3%
Pacific Grove city	8,200	7,800	400	4.3%
Chualar CDP	800	700	0	4.1%
Aromas CDP (Monterey Co)	1,500	1,500	100	3.7%
King City city	6,600	6,400	200	3.3%
Marina city	12,800	12,300	400	3.3%
Seaside city	17,200	16,700	500	2.9%
Monterey city	15,200	14,800	400	2.7%
Gonzales city	4,000	3,900	100	2.3%
Carmel by the Sea city	1,600	1,600	0	0.1%
CDP over 800 population				

Source EDD December 2021

MONTEREY COUNTY WORKFORCE DEVELOPMENT BOARD

December 2021 MONTEREY COUNTY LABOR MARKET SNAPSHOT

November 2021 Data

Total Gain in Jobs Farm/AG
6,000

Key Sector Gain Accommodations
2,800

Key Sector Gain Food Services and Drinking Places
1,700

Major Sectors Employment Change

	November 2020	November 2021	Change
Total All Industries	193,100	206,400	13,300
Total Farm	60,600	66,000	5,400
Total Nonfarm	132,500	140,400	7,900
Construction	6,400	6,800	400
Manufacturing	4,900	4,500	-400
Retail Trade	15,900	15,500	-400
Information	700	900	200
Financial Activities	4,100	4,200	100
Professional & Business Services	15,200	16,200	1,000
Health Care and Social Assistance	18,100	18,300	200
Accommodations	5,100	8,500	3,400
Food Services and Drinking Places	11,300	13,500	2,200
Government	33,200	33,700	500

Source: EDD 12/2021

MONTEREY COUNTY WORKFORCE DEVELOPMENT BOARD

MONTEREY COUNTY
Job ADS By Occupations
Jobs EQ
November 29, 2021 – December 28, 2021

MONTEREY COUNTY WORKFORCE DEVELOPMENT BOARD

MONTEREY COUNTY
Job ADS By Employers
Jobs EQ
November 29, 2021 – December 28, 2021

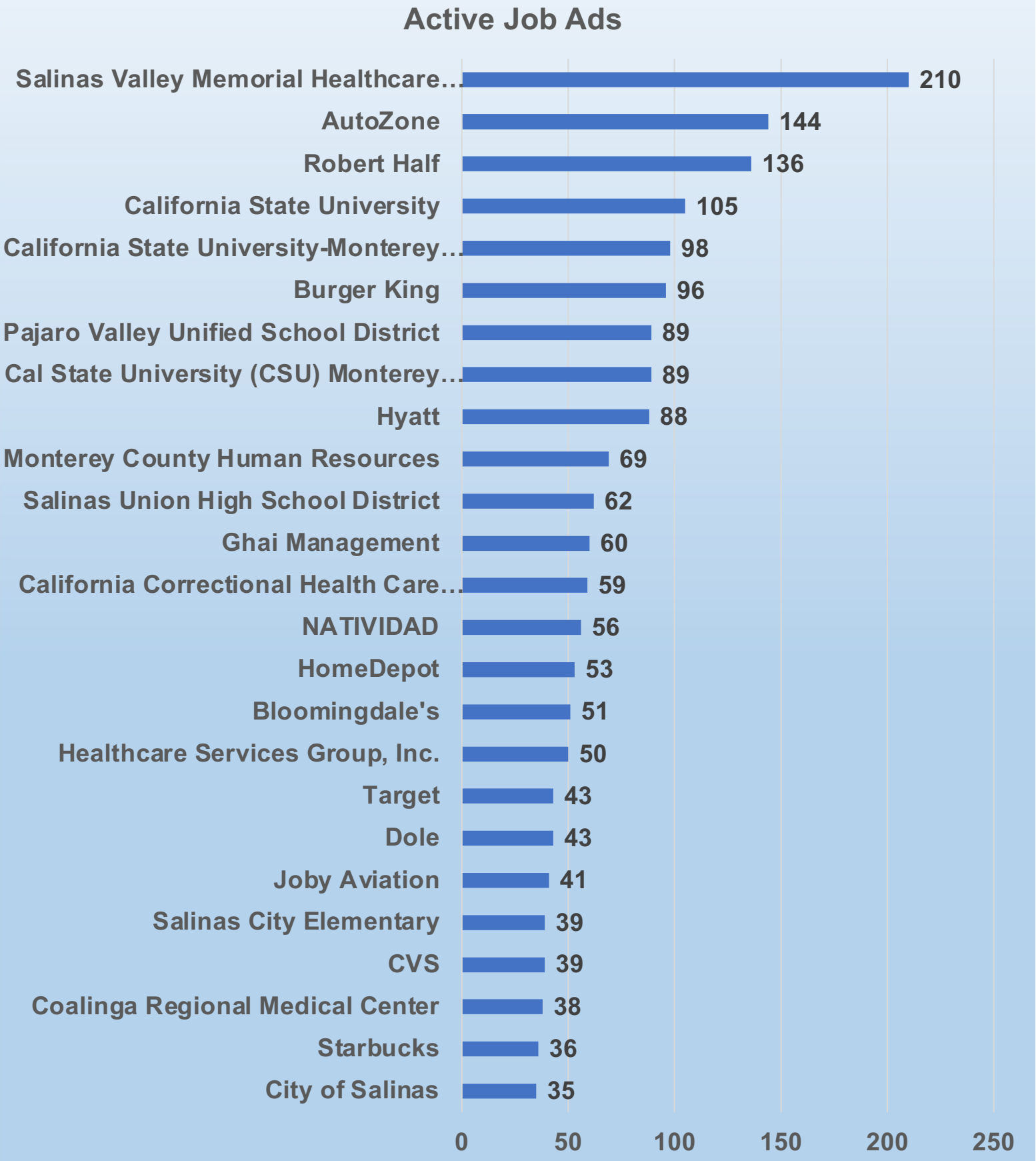

The Incredibly Simple Reason Behind The Great Resignation

- **After the summer's finger-wagging about how "nobody wanted to work anymore," allegedly because of extended unemployment insurance, states across the country started rolling benefits back. It didn't force anyone back to work—ultimately, the numbers after that took effect were pretty anemic—but it did demonstrate that the problem wasn't that they could get more money off the government. For further evidence, all we need do is look at what's being called the "Great Resignation" that's now sweeping the country.**

- **In the words of the immortal Cher Horowitz, *as if*. The cause is as simple as it can be, and all you need is one number: 3 million. That number is the difference between the number of open jobs, 10.4 million as of August, the last month we have data for, and 7.4 million, the number of unemployed workers. Put bluntly, there are far more open positions than people willing to work them and have been for some time.**

For more go to: https://www.forbes.com/sites/lizelting/2021/11/11/the-incredibly-simple-reason-behind-the-great-resignation/?sh=307527795c4b

MONTEREY COUNTY WORKFORCE DEVELOPMENT BOARD

MONTEREY COUNTY LABOR MARKET SNAPSHOT
December 2021

Why People Quit Their Current Organization, by Gender

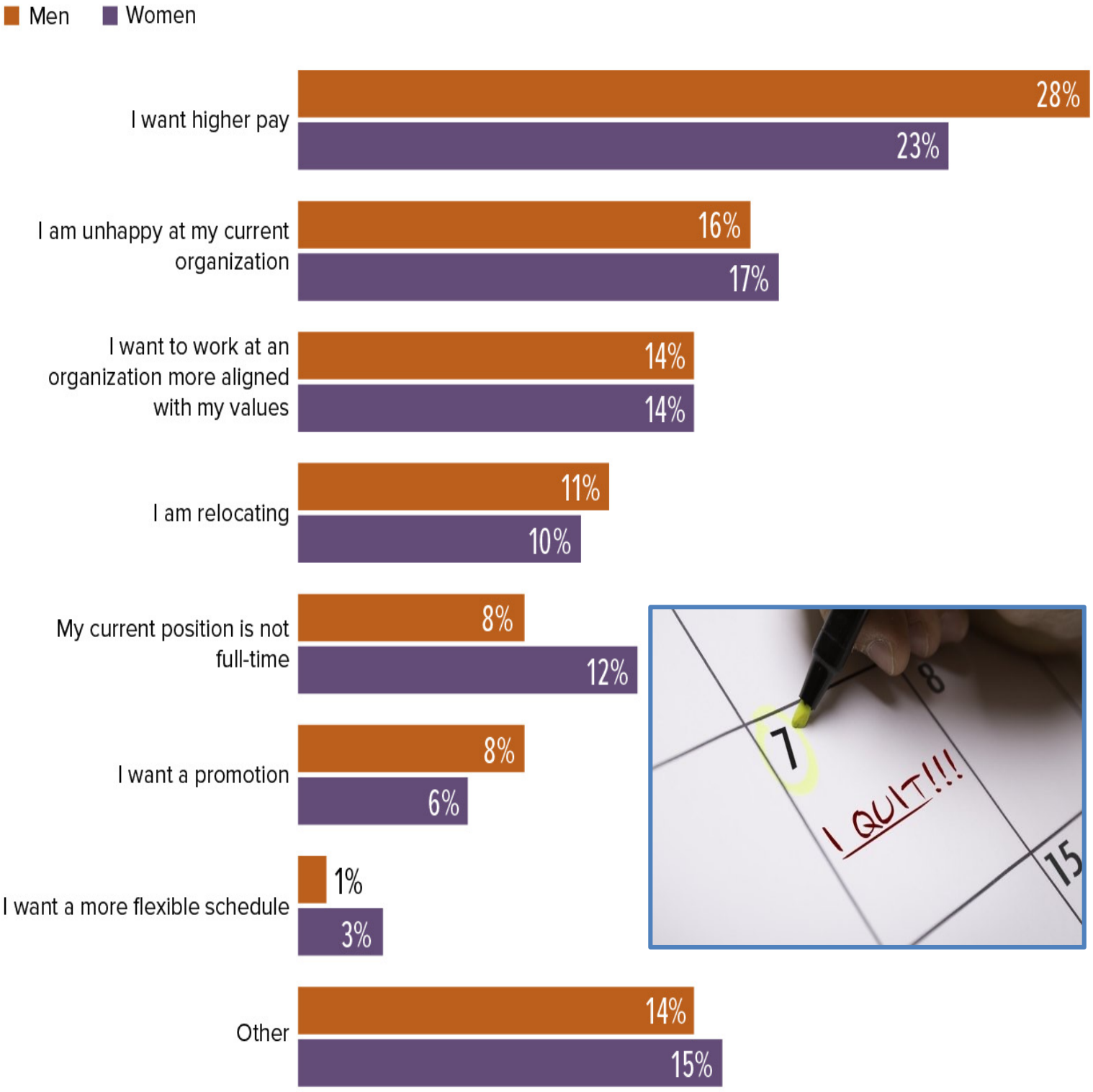

Source: PayScale.